

Gulf International Bank B.S.C.

Investor Presentation

June 2025

GIB

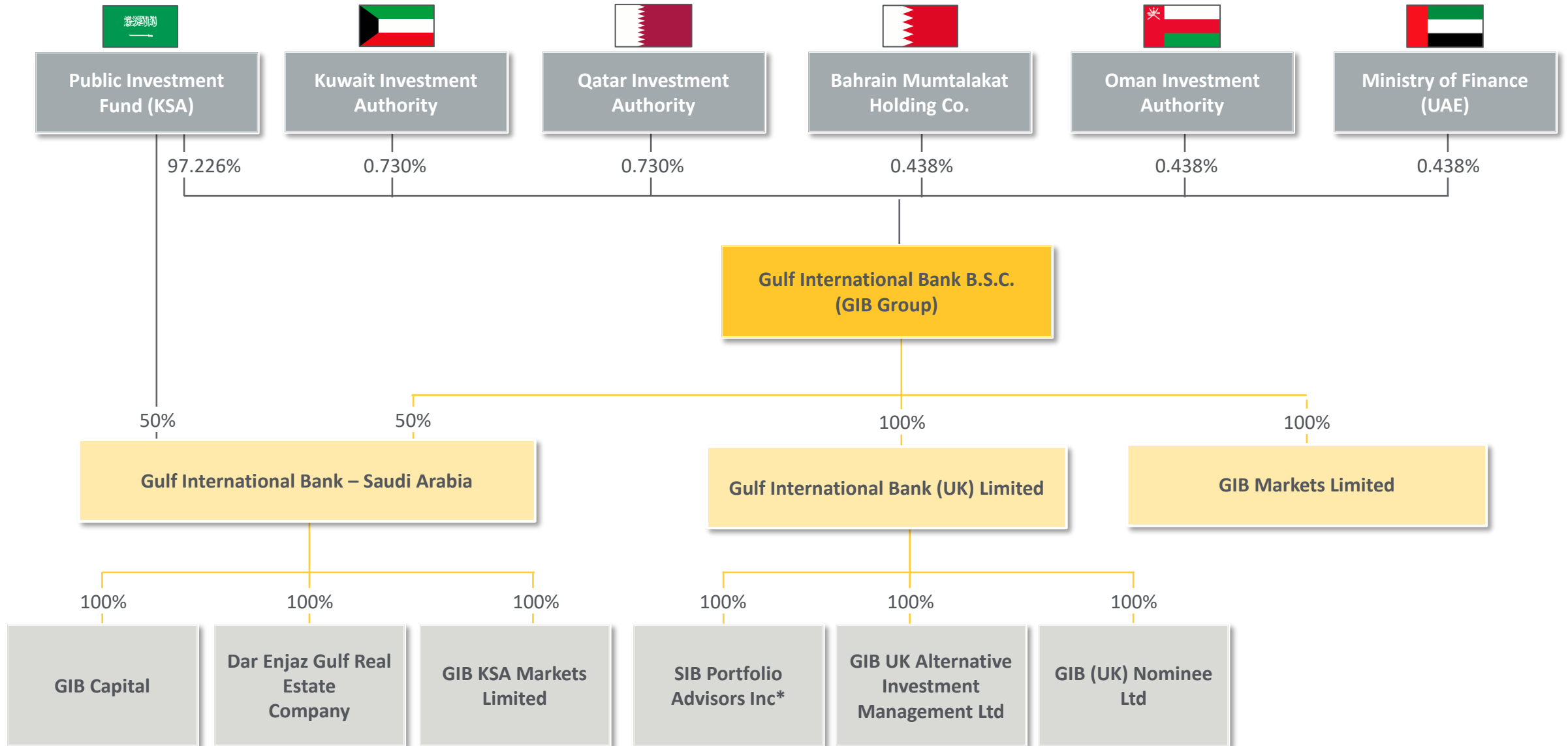
بنك الخليج الدولي

Table of contents

1. Profile
2. Strategy
3. Governance
4. Sustainability and Awards
5. Financial Performance
6. Asset Profile
7. Funding and Capital
8. Appendix – Economic Landscape



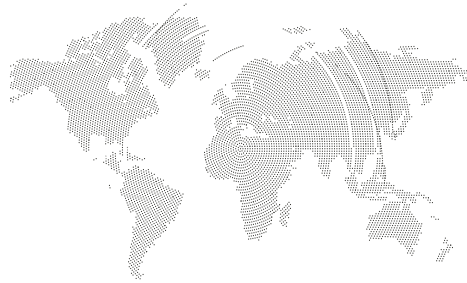
1. Profile



**SIB Portfolio Advisors Inc. is dormant and being wound up.*

Gulf International Bank (GIB) B.S.C. Licensed by the Central Bank of Bahrain

Strong geographical footprint capitalizing on specialized strengths



Solid Wholesale Banking franchise,
fortified by strong Treasury and
innovative digital Retail offerings*



GIB B.S.C.

Bahrain, UAE, NY, London, and Oman



GIB KSA

Khobar, Riyadh and Jeddah
Centralised shared services

GIB UK

- Subsidiary of GIB B.S.C.
- Specialist ESG asset management and advisory offering, and treasury services for GCC-based entities transacting internationally
- Spearhead Group's ambition to be leading regional sustainable finance provider

GIB Capital

- Subsidiary of GIB KSA
- Investment banking and financial markets services (equity capital markets, debt capital markets, mergers and acquisitions, debt advisory, asset management and brokerage)

Overview

- Established in November 1975 and regulated by the Central Bank of Bahrain.
- Active across the regional and international markets through its subsidiaries GIB Saudi Arabia, GIB Capital, and GIB (UK) Ltd and its branches in the UAE, Oman, London, New York, and representative office in Dubai.

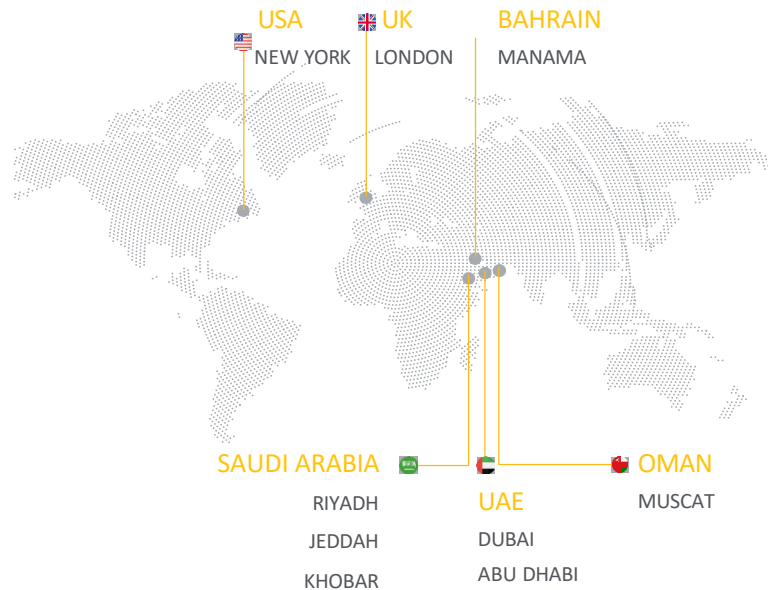
Core business lines

- Wholesale banking
- Investment banking
- Digital retail banking (meem)
- Asset management
- Treasury and global markets
- Wealth management

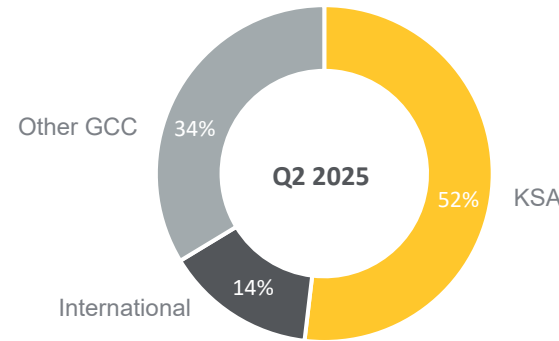
Customers and clients

- GCC government agencies
- Top-tier corporations
- High net worth individuals
- GCC-active MNCs
- Financial institutions
- Retail

Presence



Income by Geography



Sustainable Development Goals:

Our Commitment: We are committed to further understanding climate risks posed to our business, supporting our clients in the energy transition and reporting on our progress via Task Force on Climate Related Financial Disclosures and annual reports.



Gender Equality:

Ambition: To contribute to female empowerment

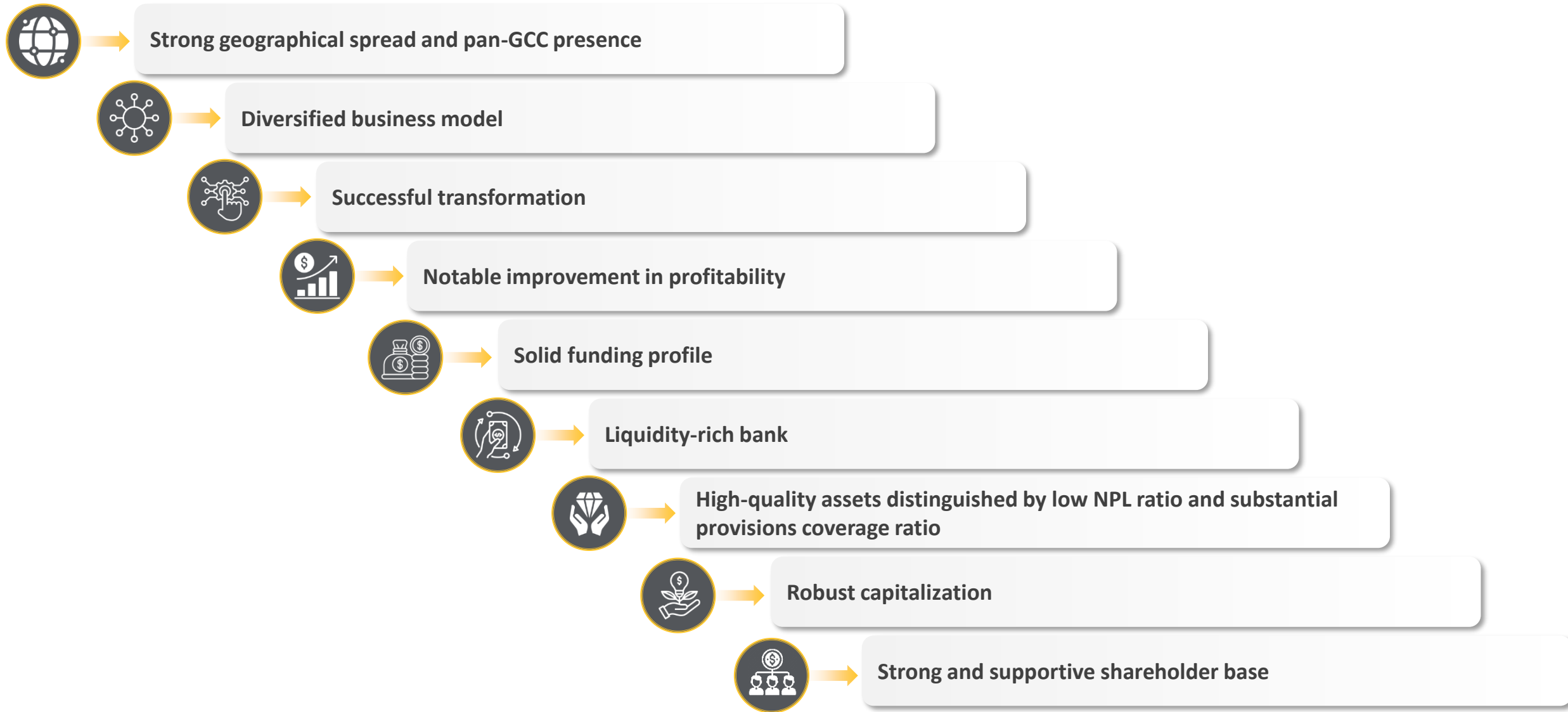


Competitive advantages

- | Global outreach | Professional expertise | Ownership / governance | Unique regional presence | Long standing institutional relationships | Leading franchise in structured / syndicated finance |
|--|------------------------|------------------------|--------------------------|---|--|
| <ul style="list-style-type: none"> Leveraging our international network, offerings, and expertise to capitalize on financial flows between the GCC and the global market. Business expansion propelled by the application of digital expertise in retail banking, transaction banking, and, most recently, the Open Banking arena. | | | | <ul style="list-style-type: none"> Expanding access to stable funding sources by fostering robust client relationships and offering competitive deposit products, thereby optimizing the cost of funds. Integrating sustainability throughout operations by providing clients with ESG offerings and expertise. | |

Credit ratings

	Rating Action and Date	Long-Term Issuer Default Rating	Short-Term Issuer Default Rating	Viability Rating	Outlook
MOODY'S	9 Jul. 2025	A2	P-1	baa3	Stable
FitchRatings	Affirmed 29 May 2025	A-	F-2	bbb-	Stable
GI CAPITAL intelligence	Affirmed 11 Aug. 2025	A+	A1	bbb-	Stable





Ongoing commitment to driving regional leadership and sustained shareholder value creation, underscoring GIB's strategic focus on growth and client impact.



The Group reported a net income of \$112.6mm, representing a 6% increase or \$6.3mm more than last year. Revenue rose by 7% compared to last year.



The investment portfolio is distinguished by its high quality, with more than 86% of assets rated A- or higher.



Robust asset quality reflected by a low NPL ratio of 1.3% and strong coverage ratio of 144.6% underpinned by prudent underwriting, disciplined risk management, and stringent controls.



Diversified revenue streams supported by growth in the investment book and a well-positioned balance sheet.



GIB BSC successfully closed GIB's first ever 3Y Islamic Syndicated loan facility for \$500mm in April 2025. This will help to maintain the stability and diversify the bank's funding sources.



DMTT (Domestic Minimum Top-up Tax) is introduced in Bahrain on 1st September 2024 effective from 1st January 2025. The Group Management has filed for the DMTT registration and the tax liability for the fiscal year 2025 is expected to be nil for the Bahrain resident entities as the Group is expected to meet certain conditions of exclusions as specified in the Bahrain DMTT Law.

Balance Sheet

Net Loans & Advances
\$16.1bn

+5%
vs Dec 2024

Investment Securities
\$9.5bn

+25%
vs Dec 2024

Total Assets
\$49.2bn

+15%
vs Dec 2024

Income Statement

Net Interest Income
\$261.1mm

(70% of gross income vs 74% last year)

Non-interest Income
\$112.2mm

+24%
YoY

Net Income
\$112.6mm

+6%
YoY

Key Risk & Performance Metrics

NPL Ratio
1.3%

+0.2%
vs Dec 2024

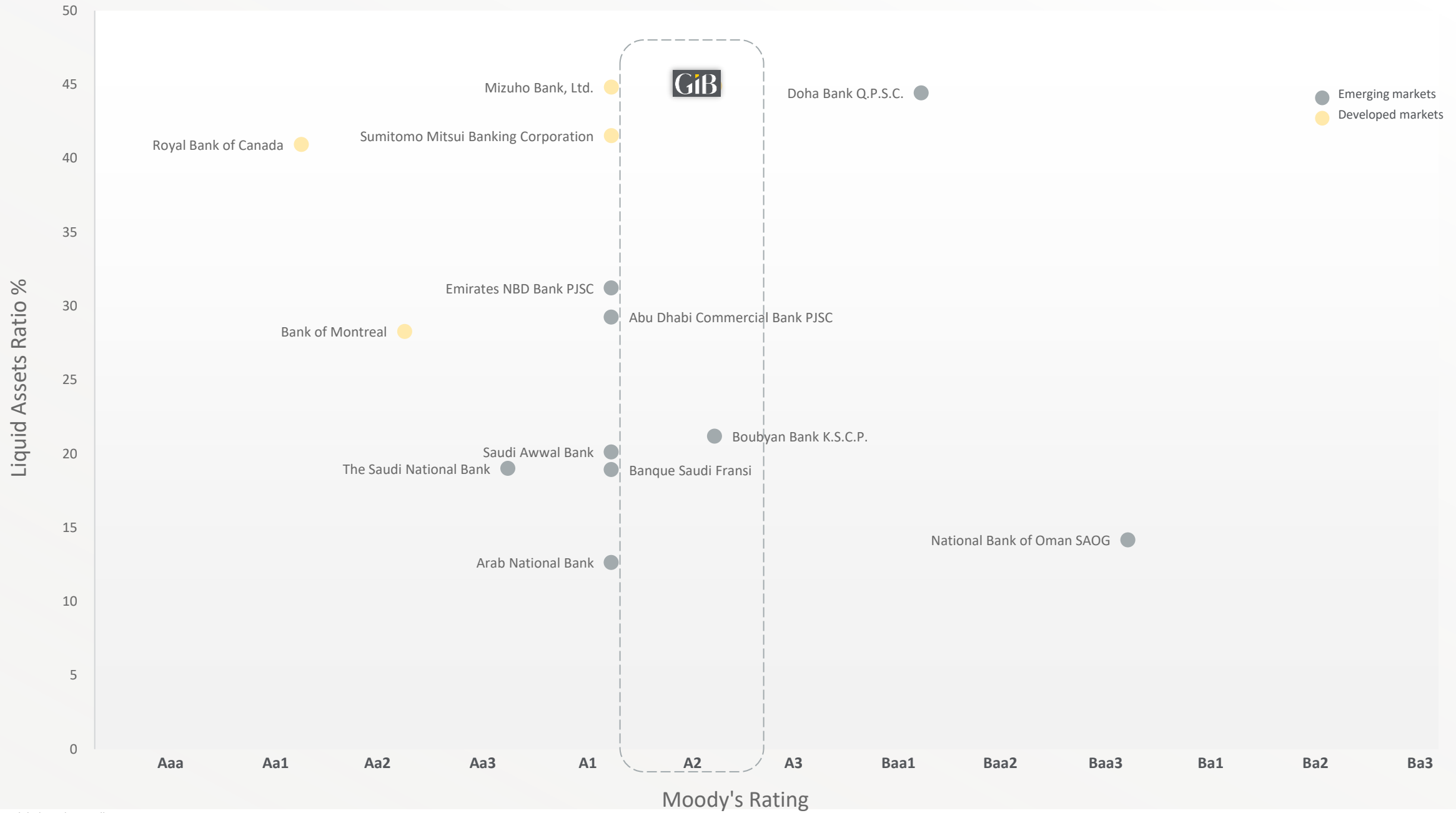
NPL Coverage Ratio
144.6%

-67.2%
vs Dec 2024

Cost to Income
59.5%

-0.8%
YoY

Amongst the most Liquid Highly Rated Banks



Source: S&P Global Market Intelligence
Based on latest data available June 2025





2. Strategy

focus on value preservation
strengthening governance, asset quality and enhancing controls



Focus on value creation
Business expansion, investments in technology, realising operational and cost efficiencies, leveraging partnerships

Vision

A **regional industry leader** with global reach offering differentiated world-class products and services to its **clients**

Mission

Deliver **differentiated value-accretive** solutions

Contribute to regional economic development

Generate **competitive** shareholder returns

Develop and execute a **revised digital retail strategy**

Embed **sustainability** and **responsible banking** principles

Attract, develop and retain **distinguished local talent**

Strategic priorities



Reduce reliance on NII and increase and diversify fee revenues



Enhance client acquisition, experience and service



Effective funding profile



Optimise capital deployment and RoA

Strategic enablers



Talent acquisition and retention



Effective governance



Digital focus




Operational excellence

Profitability



improved **return-on-assets** via selective asset deployment and focus on cross-sell

increased **fee income** from new revenue streams 



trajectory in **return-on-equity** via driving sustainable growth and realising efficiencies

upskilling talent via various training and leadership **programs**



 **diverse CSR activities** for a thriving society

shaping the future via **participation in industry and sustainability forums**



People and community

The Group continues to advance on its strategic priorities...


...delivering value to shareholders, clients and community

Client-centricity

accelerating **retail growth** through client acquisition and enhanced client experience 



expanded offerings via **new products** and **strategic partnerships**

landmark deals, recognised with **prestigious awards** 

service quality via automation, e-form and robotics process automation deployment 



Deploy **innovative tools** for faster delivery, and more agile ways of working

Operational excellence



3. Governance

Board Level

Board of Directors



1st level Regulatory Mandated Management Committees

Management Committees



In addition to the aforementioned regulatory mandated Management Committees, the Bank has in place several non-regulatory mandated management forums, councils and steering committees to support the day-to-day management of the Bank.

Board of Directors

Name	Title
Engr. Abdulla bin Mohammed Al Zamil	Chairman
Dr. Najem bin Abdullah Al Zaid	Vice Chairman
Mr. Abdulaziz bin Abdulrahman Al-Helaissi	Group Chief Executive Officer / Director.
Mr. Sultan bin Abdul Malek Al-Sheikh	Director
Mr. Bander bin Abdulrahman bin Mogren	Director
Dr. Khalid bin Abdulla Alswielem	Director
Mr. Fahad bin Abdul-Jalil Al-Saif	Director
Mr. Nezar Al Saie	Director
Mr. Frank Schwab	Director
Mr. Rajeev Kakar	Director

Senior Management

Name	Title
Abdulaziz Al-Helaissi	Group Chief Executive Officer and Board Member, Chairman – Gulf International Bank (UK) Limited
Khaled Abbas	Chief Executive Officer GIB Saudi Arabia
Sara Abdulhadi	Chief Executive Officer GIB BSC
Katherine Garrett-Cox	Managing Director and Chief Executive Officer GIB UK
Osamah Shaker	Chief Executive Officer and Board Member GIB Capital
Marwan Abiad	Group Chief Financial Officer
Mushari Al Otaibi	Group Chief Operating Officer
Sulaiman Balghonaim	Group Chief Wholesale Banking Officer
Meshari AlMogbel	Group Chief Investment and Treasury Officer
Arun Hari	Group Chief Risk Officer
Ali Abdulhadi	Group Chief Auditor
Ahmed Hussain	Head of Special Assets Unit
Saleem Al Dabbagh	Group Chief Compliance Officer
Helen Lloyd	Group Chief Human Resources Officer
Mark Hirst	Head of Wealth Management
Sukhwinder Nijjar	Group Chief Transformation Officer
Dr. Ahmed Algaidy	Group Head of Sharia Compliant Banking
Sami AlRowaithey	Chief Retail Banking Officer

4. Sustainability and Awards

Sustainable Finance is an integral part of the GIB Group mission statement:

“Embed sustainability and responsible banking principles in everything we do”

Sustainability is a key strategic enabler, business driver and competitive differentiator for GIB

The Bank recognises its **responsibility as a leading financial institution to contribute to economic, social and environmental sustainability**. Hence, we offer our clients a number of sustainable finance products including:

- Use of proceeds financing
- Sustainability-linked financing
- ESG-linked call accounts
- ESG-linked repos
- Sustainable asset management funds
- Green issuance advisory



Asian Banking & Finance Awards 2024

- Green Deal of the Year – Bahrain

EMEA Finance Annual Achievement Awards 2023

- Best Sustainability-Linked Loan in EMEA

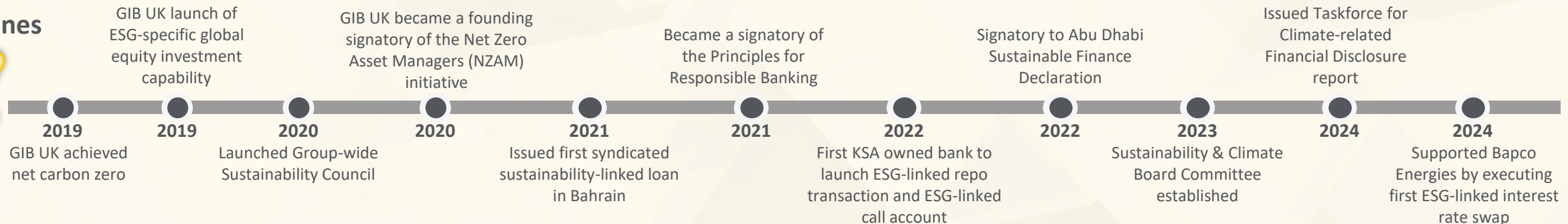
Bonds, Loans & Sukuk Middle East Awards 2023

- ESG Loan Deal & ESG Bond Deal of the Year

Asset Triple A Islamic Finance Awards 2023

- Best Sustainability-Linked Loan
- Joint lead manager and bookrunner for the **Emirate of Sharjah’s** US\$1 billion sustainable bond for the year 2023
- Provided SAR 1 billion (US\$288 million) green financing to Almutlaq Real Estate Investment Co. to support its joint venture with **Red Sea Global**
- Laid foundation for carbon trading through partnering in PIF’s new **Voluntary Carbon Market**
- Participated for the third time in the voluntary carbon auction by the Regional Voluntary Carbon Market Company

Milestones



EMEA Finance Middle East Banking Awards 2025

- Best Bank – Bahrain
- Best Loan House – Bahrain
- Best Foreign Bank – Oman
- Best Loan House – Oman
- Best Local Investment Bank
- Best Debt House
- Best Loan House – Saudi Arabia

Employee Happiness Awards 2025 KSA

- Bronze Winner – Best L&D Strategy
- Gold Winner – Best Employee Reward and Recognition Strategy

The Digital Banker Awards 2024

- Best API Initiative
- Best ERP Integration Initiative
- Best Virtual Account Initiative
- Best Digital Treasury Management Initiative
- Best Bank for Payments & Collections – Bahrain
- Best Bank for Payments & Collections – Middle East
- Best Bank for Cash Management - Bahrain
- Best Bank for Supply Chain Finance - Bahrain

Asian Banking & Finance Awards 2024

- Green Deal of the Year – Bahrain
- Debt Deal of the Year – Bahrain
- UAE International Cash Management Bank of the Year
- Bahrain Domestic Foreign Exchange Bank of the Year
- Bahrain Domestic Cash Management Bank of the Year
- Saudi Arabia International Cash Management Bank of the Year

Capital Markets & ESG Finance Saudi Arabia Awards 2024

- Transport Finance Deal of the Year
- Syndicated Loan Deal of the Year
- Ground-breaking Deal of the Year
- Oil & Gas Finance Deal of the Year

EMEA Finance Treasury Services Awards 2024

- Best Payment Services in the Middle East

Capital Markets & ESG Finance Saudi Arabia Awards 2024

- Oil & Gas Finance Deal of the Year
- Ground-breaking Deal of the Year

ETHR World Middle East 2024

- Excellence in team building engagement
- Excellence in health and wellness initiatives
- Excellence in HR digital transformation
- Women HR leader of the year (2 awards)

Bonds, Loans & Sukuk Middle East Awards 2023

- ESG Loan Deal of the Year
- Metals & Mining Deal of the Year
- ESG Bond Deal of the Year

EMEA Finance Middle East Banking Awards 2023

- Best Local Investment Bank – Bahrain
- Best Local Debt House – Bahrain
- Best loan house – Saudi Arabia
- Best loan house – Bahrain
- Best loan house – Oman
- Best foreign bank – Oman

The Digital Banker Global Transaction Banking Innovation Awards 2023

- Best Bank for Supply Chain Finance in Bahrain
- Best Bank for Supply Chain Finance in Saudi Arabia
- Best Bank for Trade Finance in Bahrain
- Best Bank for Trade Finance in Saudi Arabia

Emirates Labour Market Awards (Ministry of Human Resources and Emirisation)

- Establishment - Best HR Practices
- Work Force – Contribution to UAE Business and the Community

EMEA Finance Annual Achievement Awards 2023

- Best Syndicated Loan House in the Middle East
- Best Sustainability-Linked Loan in EMEA
- Best Sub-Sovereign Syndicated Loan in the Middle East
- Best Syndicated Loan in the Middle East

Saudi Trade Finance Awards 2023

- Best Transaction Banking Team 2023 Saudi Arabia
- Best Supply Chain Finance Bank 2023 Saudi Arabia
- Customer's Choice Trade Finance Bank 2023 Saudi Arabia
- Best Trade Finance Bank 2023 Saudi Arabia

Global Finance World's Safest Banks 2023

- Safest Bank in Bahrain

Global Finance Innovator's Awards 2023

- Best API Banking Initiative

The Asset Triple A Islamic Finance Awards 2023

- Best Sustainability-linked Loan Aluminum Bahrain US\$ 710 million sustainability-linked syndicated senior ijara facility

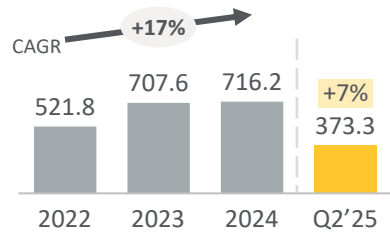


5. Financial Performance

Value accretion

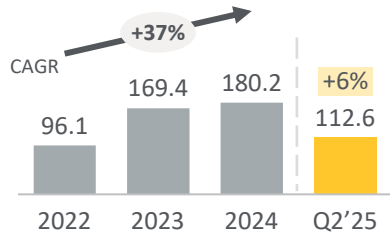
Revenues (USDm)

% variance from Q2 2024

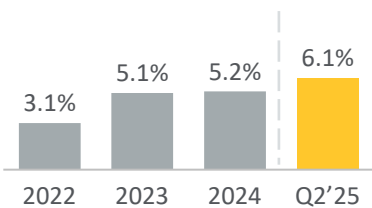


Net Income (USDm)

% variance from Q2 2024



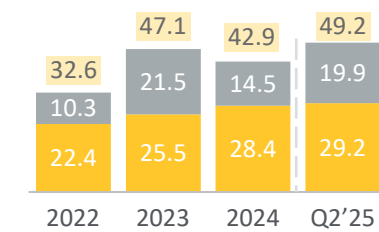
ROAE annualized



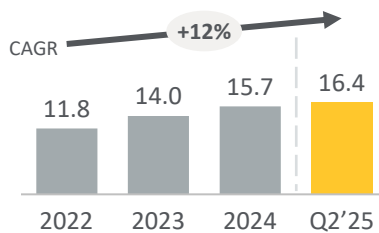
Strong balance sheet

Assets (USDbn)

Group (yellow), GIBUK (grey), Other entities (orange)

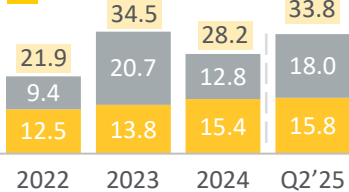


Gross loans (USDbn)



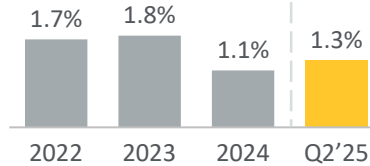
Customer deposits (USDbn)

Group (yellow), GIBUK (grey), Other entities (orange)

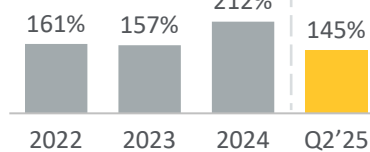


Credit quality and capital structure

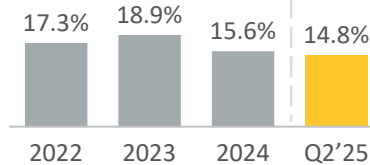
Non-performing Loans ratio



Provisions coverage ratio



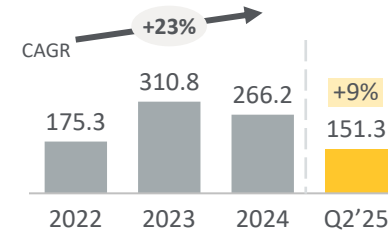
Capital adequacy ratio



Enhanced Financials

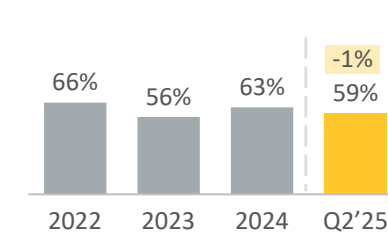
Operating Income (USDm)

% variance from Q2 2024



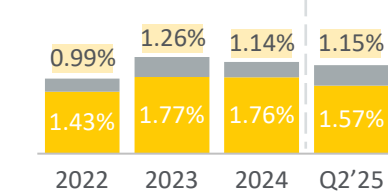
Cost-to-income ratio

% variance from Q2 2024



Net interest margins

Group (yellow), GIBUK (grey), Other entities (orange)



Profitability

- A robust net income growth trajectory of CAGR 37% over last three years, resulting in improved returns for shareholders.
- Consistent performance and enhanced annualized ROAE up at 6.1% by Q2 2025.
- Net interest margin grew by 8 bps (115 bps in June 2025 vs 107 bps in June 2024), excluding GIB UK net interest margin was 157 bps in June 2025 vs 181 bps in June 2024.



Balance sheet

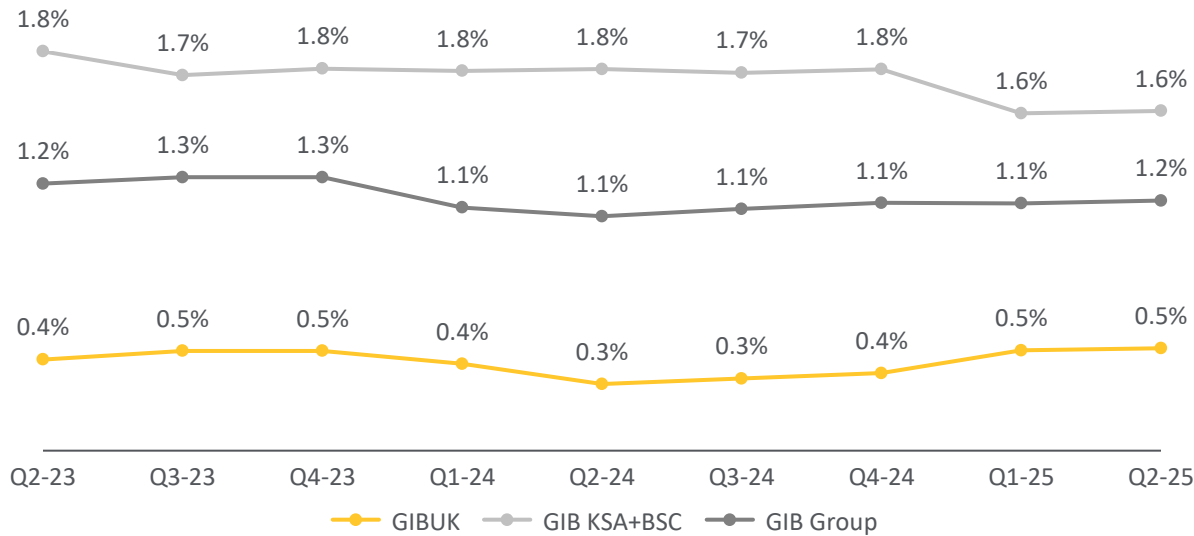
- Strong balance sheet at \$49.2bn as of June 2025.
- Diversified deposit with increased franchise CASA, which grew by 16% or \$0.8bn during the last three years reflecting the success of GTB and Retail liability propositions.
- Robust asset quality and prudent approach to risk management: NPL ratio at 1.3% and provisions coverage ratio at 145% by June 2025.

	For the year			Six months ended	
Income statement, USDm	2022	2023	2024	Jun-25	Jun-24
Net interest income	345.8	498.5	522.2	261.1	260.0
Non-net interest income	176.0	209.1	194.0	112.2	90.3
Total income	521.8	707.6	716.2	373.3	350.3
Operating expenses	(346.5)	(396.8)	(450.0)	(222.0)	(211.0)
Net income before provisions and tax	175.3	310.8	266.2	151.3	139.3
Provisions charge for expected credit losses	(71.6)	(112.0)	(54.9)	(23.5)	(16.8)
Net income before tax	103.7	198.8	211.3	127.8	122.5
Tax	(7.6)	(29.4)	(31.1)	(15.2)	(16.2)
Net income	96.1	169.4	180.2	112.6	106.3
Net interest margins – excluding GIBUK	1.43%	1.77%	1.76%	1.57%	1.81%
Cost-to-income (CIR) ratio	66%	56%	63%	59%	60%
Balance sheet, USDbn	2022	2023	2024	Jun-25	Jun-24
Total assets	32.6	47.1	42.9	49.2	45.7
Total assets excluding GIBUK	23.0	26.0	28.9	29.2	24.8
Gross loans	11.8	14.0	15.7	16.4	14.2
Deposits	22.4	35.4	29.9	35.6	33.7
<i>of which GIBUK</i>	9.7	20.9	13.9	19.3	20.3
CASAs – excluding GIBUK	5.7	5.9	6.6	6.0	5.4
NPL %	1.7%	1.8%	1.1%	1.3%	1.7%
Provisions coverage ratio %	161%	157%	212%	145%	168%
ROE %	3.1%	5.1%	5.2%	6.1%	6.2%

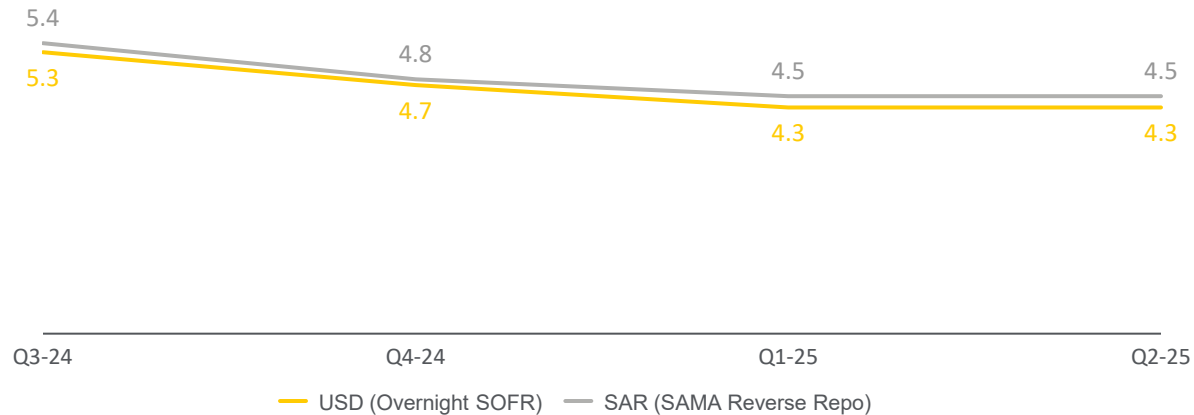
Key highlights

- A notable compounded annual growth rate (CAGR) of 17% in total income from 2022 to 2024.
- Total assets grew by 15% reaching \$49.2 billion in Q2 2025 from December 2024.
- The 14% CAGR in expenses from 2022 to 2024 is due to the bank's investments in workforce development, technology upgrades, and new initiatives focused on improving business processes and operational efficiency.
- Prudent provisioning policy, effective management of legacy portfolio which resulted in the annualized cost of risk of 30 bps in Q2 2025 compared to 40 bps for the year 2024.
- Continuing core loan growth mirrors stronger client relationships and expanded product capabilities.
- Sound risk underwriting and effective credit governance strategies drive prudent expansion of the loan portfolio, leading to improved earnings quality, maintaining a low NPL ratio and a robust coverage ratio.
- Amidst fluctuating oil prices and a dynamic economic environment, the Group's return-on-equity increased to 6.1% reflecting GIB's corporate strategy to value accretive growth and creating sustainable value for shareholders and clients.

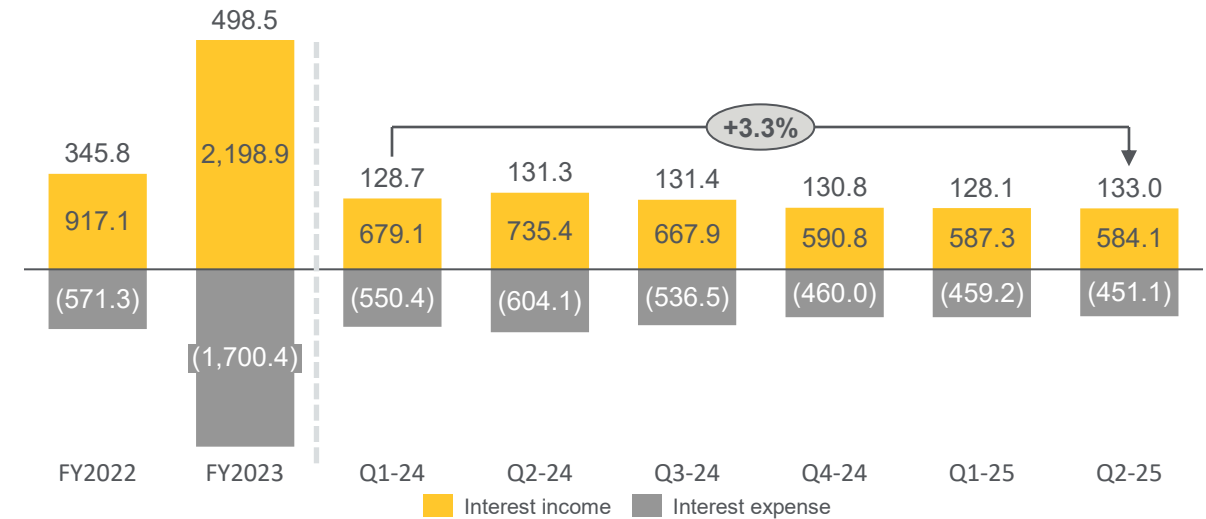
Net interest margins



Average interest rate trends over the last 12 months (%)



Net interest income breakup (USDm)

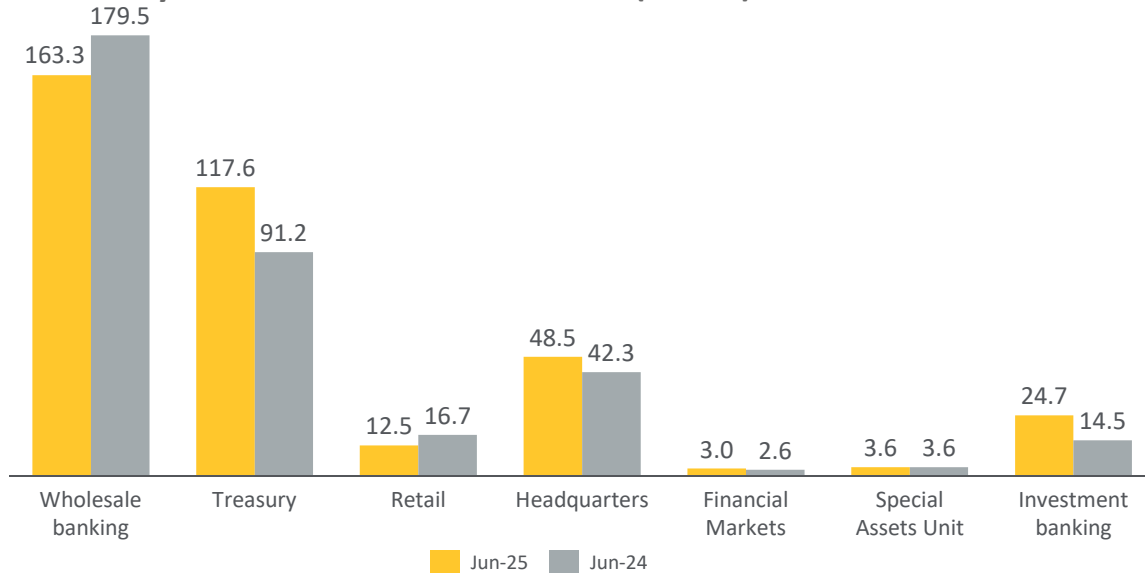


Key highlights

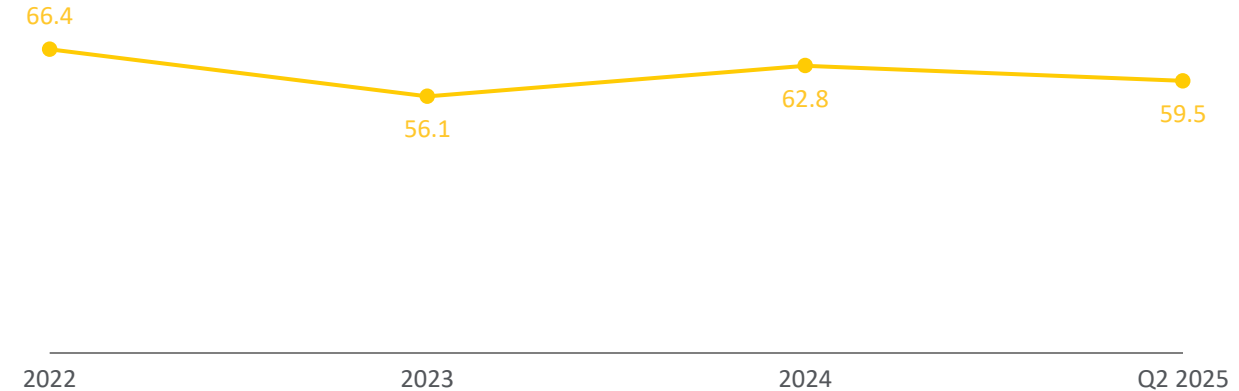
The Bank is dedicated to enhancing its net interest margins through the implementation of the following strategic initiatives:

- Expanding the digital retail "Banking as a Service" offering and increasing operational accounts in Global Transaction Banking to diversify deposits.
- Ensuring diversification of the loan portfolio while maintaining prudent risk management practices and upholding a high-quality credit portfolio.
- Actively managing the Bank's assets and liabilities, including the implementation of effective hedging strategies to mitigate the impact of interest rate fluctuations.
- Transitioning toward an arrange-structure-underwrite-distribute (ASUD) model.
- Introducing innovative financial products and services aimed at attracting and retaining customers.
- Cultivating strong customer relationships to drive deposit growth, cross-selling opportunities, and customer loyalty.
- Pivoting toward lower-cost funding sources by enhancing CASA deposits and optimizing funding mix.

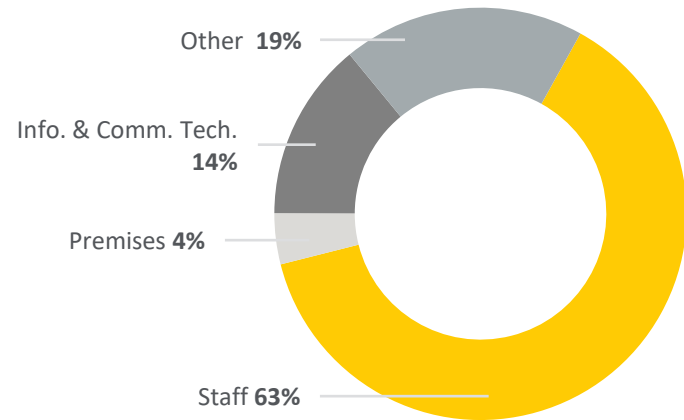
Revenues by business line as of June 2025 (USDm)



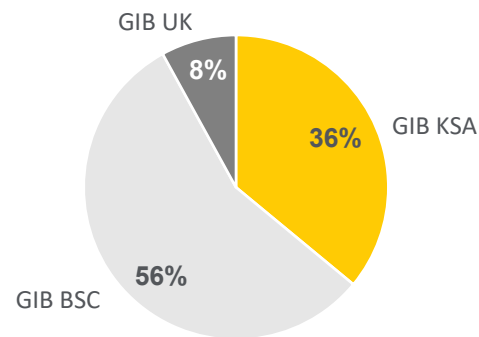
Cost to income ratio (%)



Operating expenses June 2025



Net income by entity June 2025



Key highlights

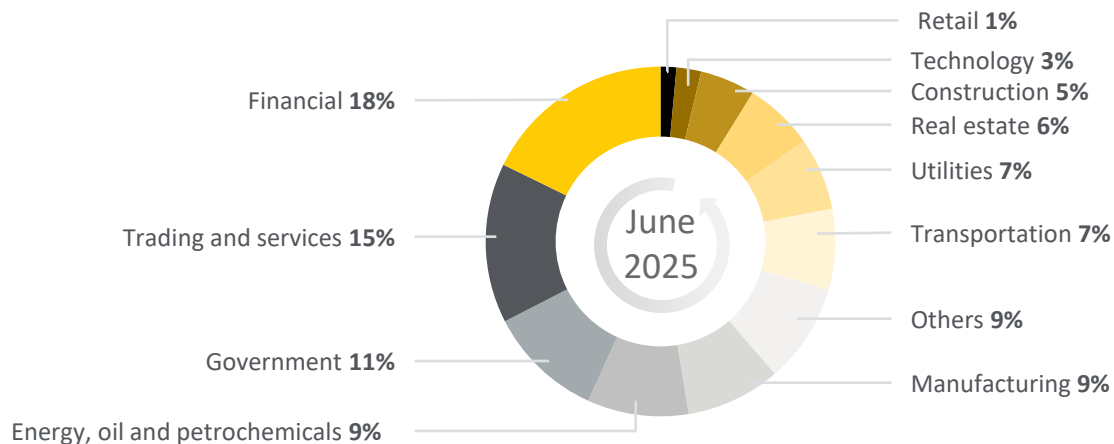
- As the Bank progresses its strategy, it is beginning to reap the benefits of actions taken in recent years. Investments in human capital, innovation, technology, and client-centric approaches are resulting in year-over-year growth in transactions and profitability across all business segments.
- The three key operations in Bahrain, KSA, and the UK consistently demonstrate robust performance.



6. Asset Profile

Net loans by sector (%)

(Concentration mix in line with prior years)

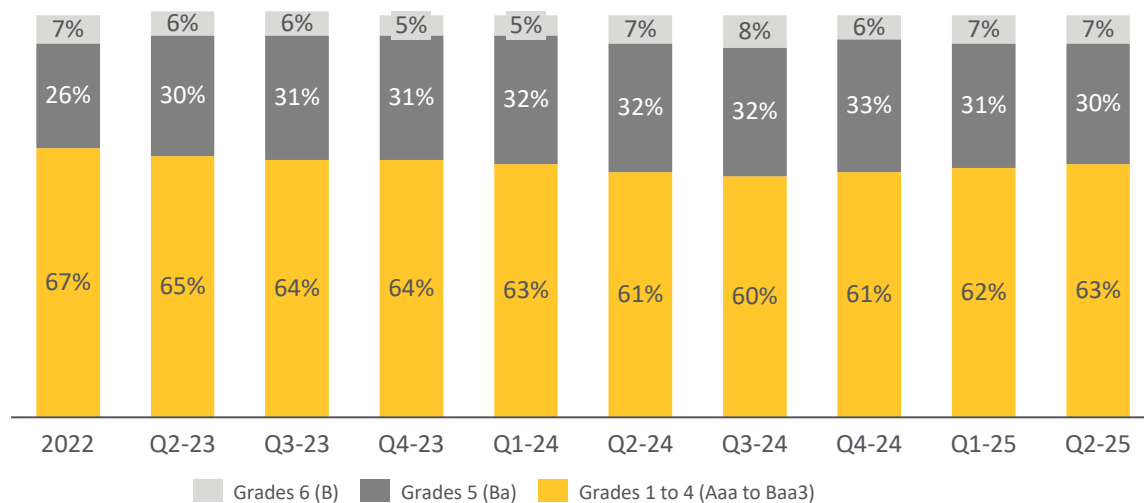


Key highlights

- The Bank's loan portfolio remains strong and well diversified across industries.
- Strong credit governance has led to significant asset quality improvement, with 63% of the loan portfolio rated investment grade.
- 60% of the Group's lending is to KSA clients, with the wider GCC region comprising 94% of the loan portfolio.
- The loan book is well-diversified and of high-quality, primarily driven by growth among top-tier GCC corporate clients and GRES.

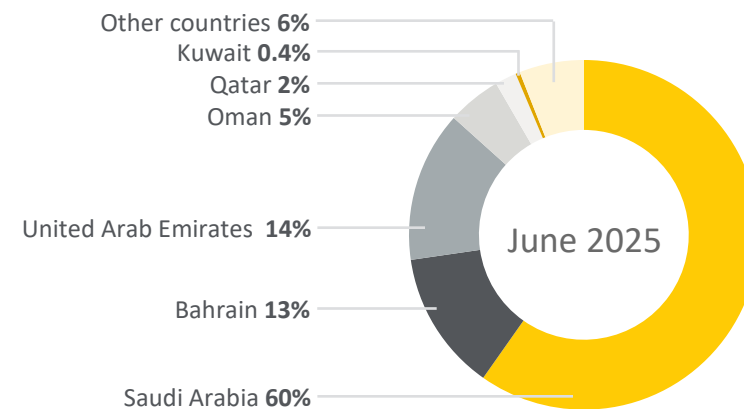
Net loans by rating (%)

(Stable loan ratings)



Net loans by geography (%)

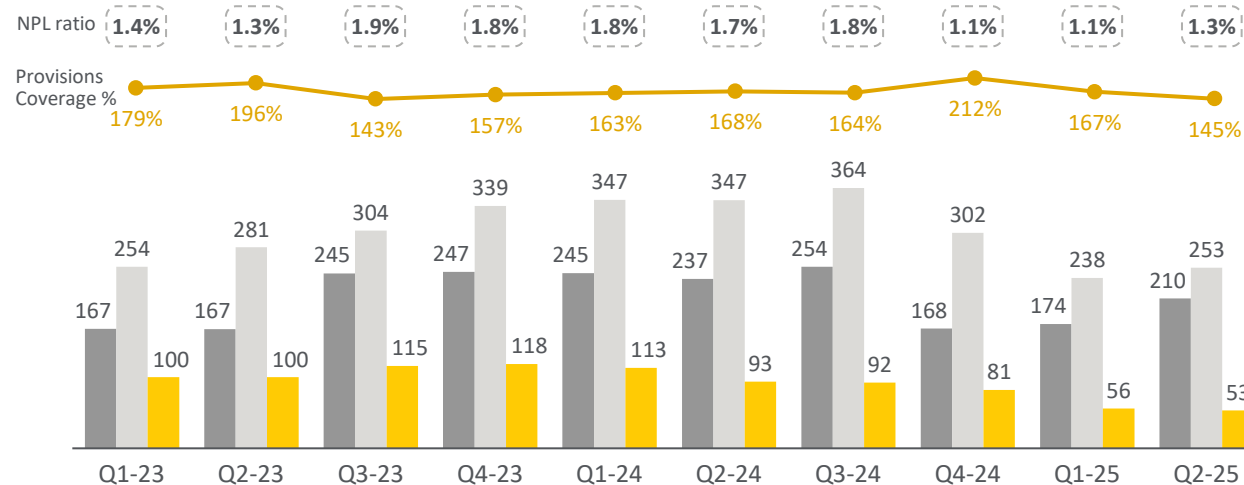
(Consistent geographical distribution)



Impaired loans and allowances (USDm)

NPL ratio (%)
● Provision coverage (%)

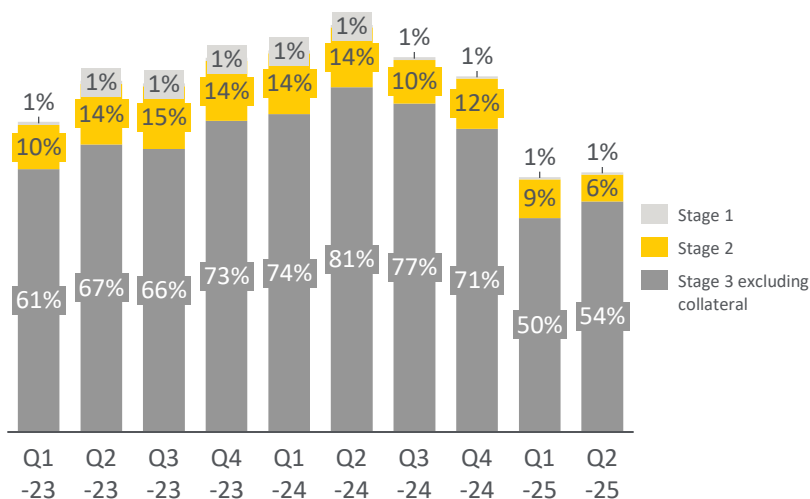
NPL
 Provision
 Collateral



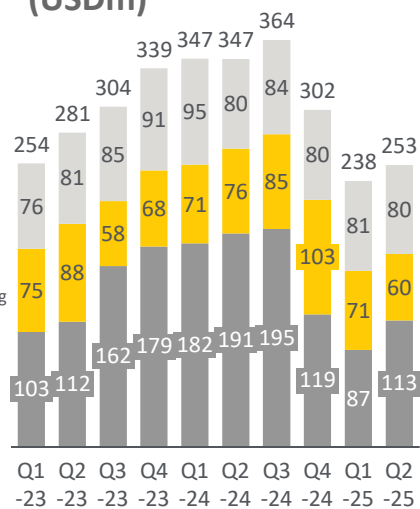
Key highlights

- The establishment of an independent unit in 2021 to manage distressed asset and enhance recoveries, combined with a strong risk management framework, have improved significantly asset quality ratios with NPL ratio down to 1.3% with total provision coverage ratio reaching 145%.

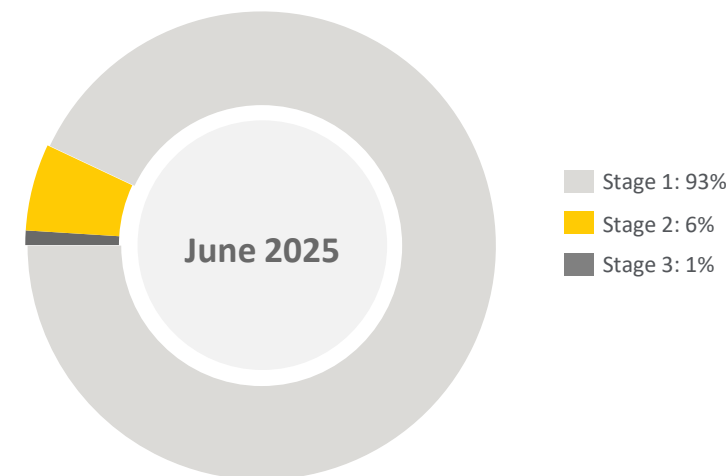
Coverage ratio by stage



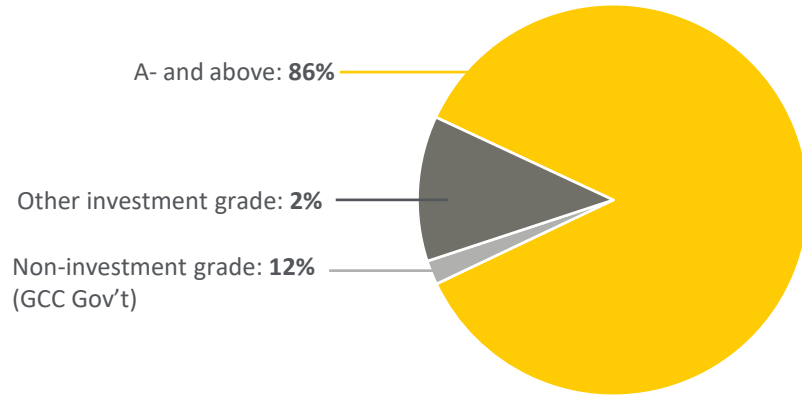
ECL allowance by stage (USDm)



Gross loans by stage



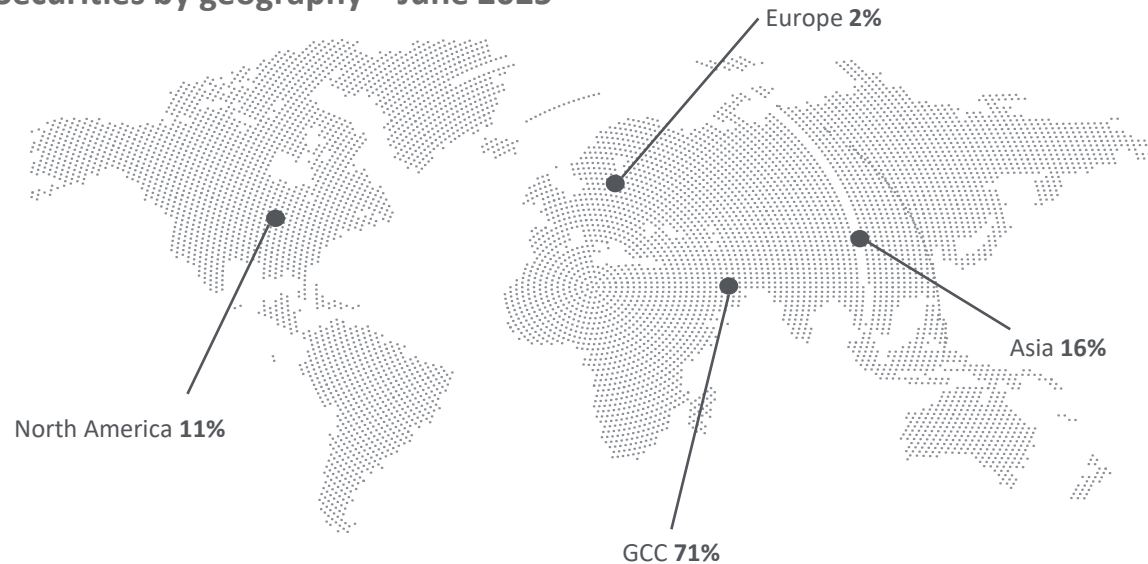
Debt securities by rating – June 2025



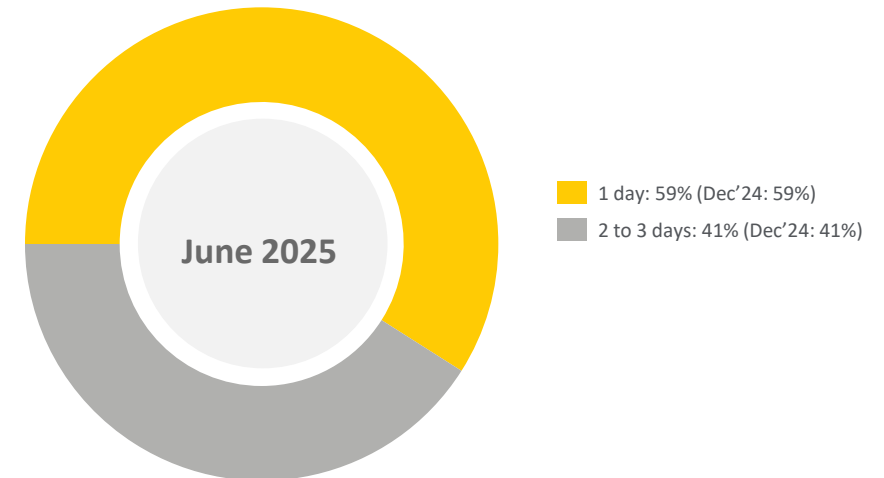
Key highlights

- The Group holds a \$9.5 billion investment securities portfolio primarily consisting of highly liquid debt securities.
- Investment book is of high quality, with 88% of its securities being rated investment grade.
- 71% of the securities exposure is allocated to stable GCC economies, primarily consisting of GCC sovereigns.
- The portfolio carries minimal interest rate risk, except for \$2.4 billion fixed income portfolio, which is funded and naturally hedged by the capital.

Securities by geography – June 2025



Debt securities by liquidation tenor

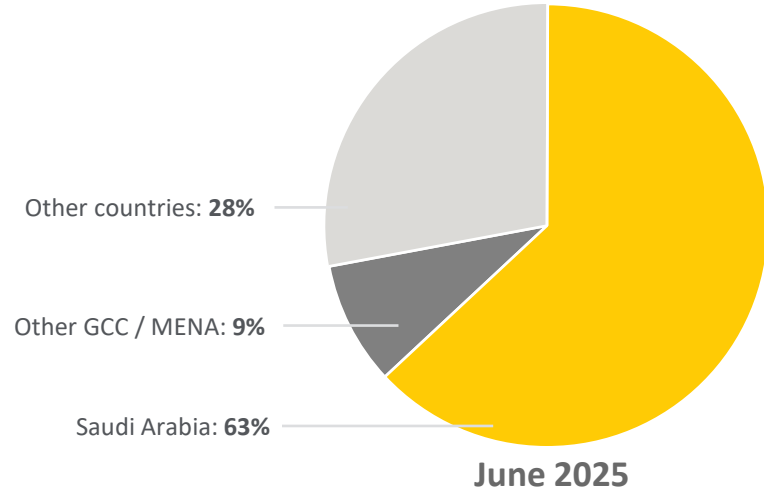




7. Funding and Capital

Deposits by geography

(No material change from prior year)

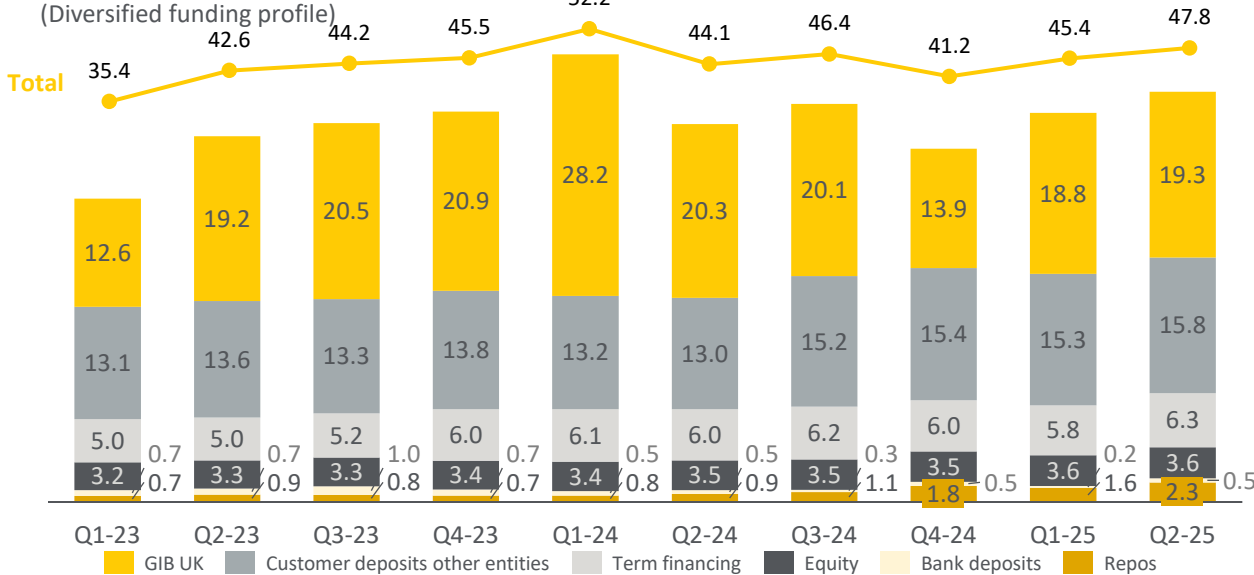


Key highlights

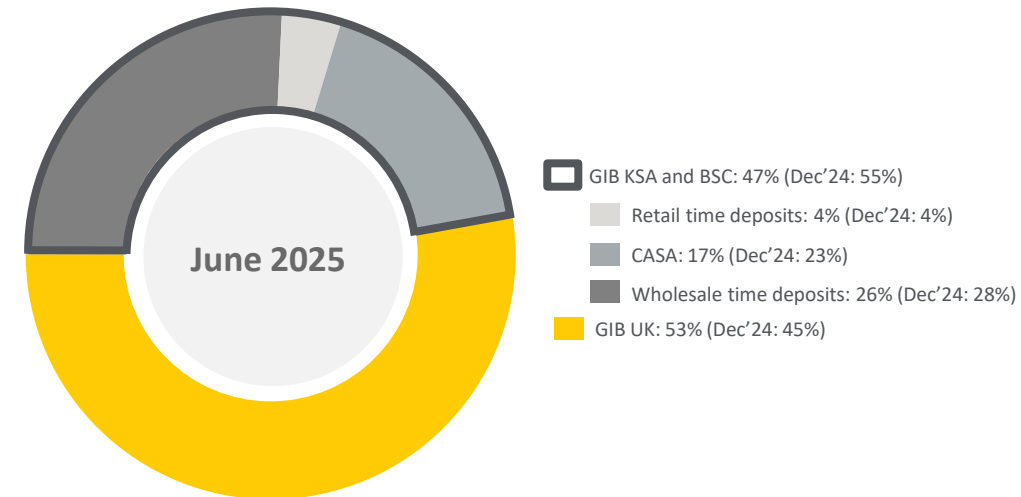
- Capital and term finance constitute 21% of the Bank's funding base, providing stability due to their longer-term nature.
- Enhanced and diversified funding sources, including an increase in GTB and Retail CASAs.
- A regularly tested contingency funding plan is in place, with the ability to utilize a significant portion of securities to secure repo funding if needed.
- Successfully closed first ever 3Y Islamic Syndicated loan facility for \$500mm in April 2025. This will help to maintain the stability and diversify the bank's funding sources.

Funding profile (USDbn)

(Diversified funding profile)



Customer deposits by entity

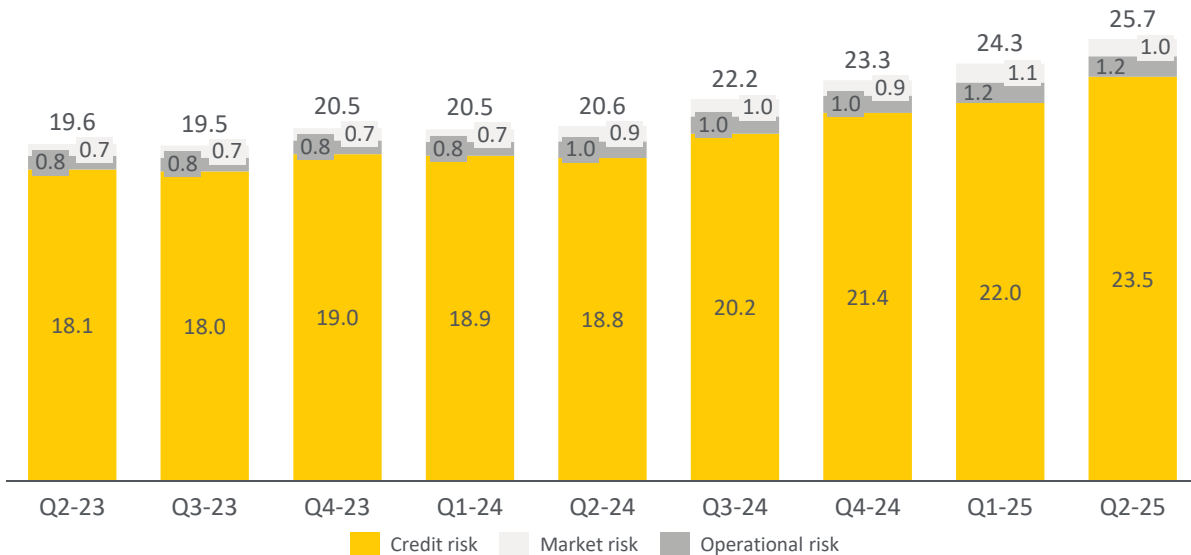


Equity and Regulatory Capital (USDbn)

Equity:	Q2-23	Q3-23	Q4-23	Q1-24	Q2-24	Q3-24	Q4-24	Q1-25	Q2-25
Share capital	2.0	2.0	2.0	2.0	2.0	2.0	2.0	2.0	2.0
Reserves	0.2	0.2	0.2	0.2	0.2	0.2	0.2	0.2	0.2
Retained earnings	0.1	0.1	0.1	0.2	0.2	0.3	0.3	0.3	0.4
Total	2.3	2.3	2.3	2.4	2.4	2.5	2.5	2.5	2.6
Non-controlling interest	1.0	1.0	1.0	1.0	1.0	1.0	1.0	1.1	1.0
Total equity	3.3	3.3	3.4	3.4	3.4	3.5	3.5	3.6	3.6

Regulatory Capital	Q2-23	Q3-23	Q4-23	Q1-24	Q2-24	Q3-24	Q4-24	Q1-25	Q2-25
Tier 1	2.7	2.7	3.3	3.3	3.0	3.1	3.1	3.3	3.3
Tier 2	0.5	0.5	0.6	0.6	0.4	0.4	0.5	0.5	0.4
Total Regulatory Capital:	3.2	3.2	3.9	3.9	3.4	3.5	3.6	3.7	3.8

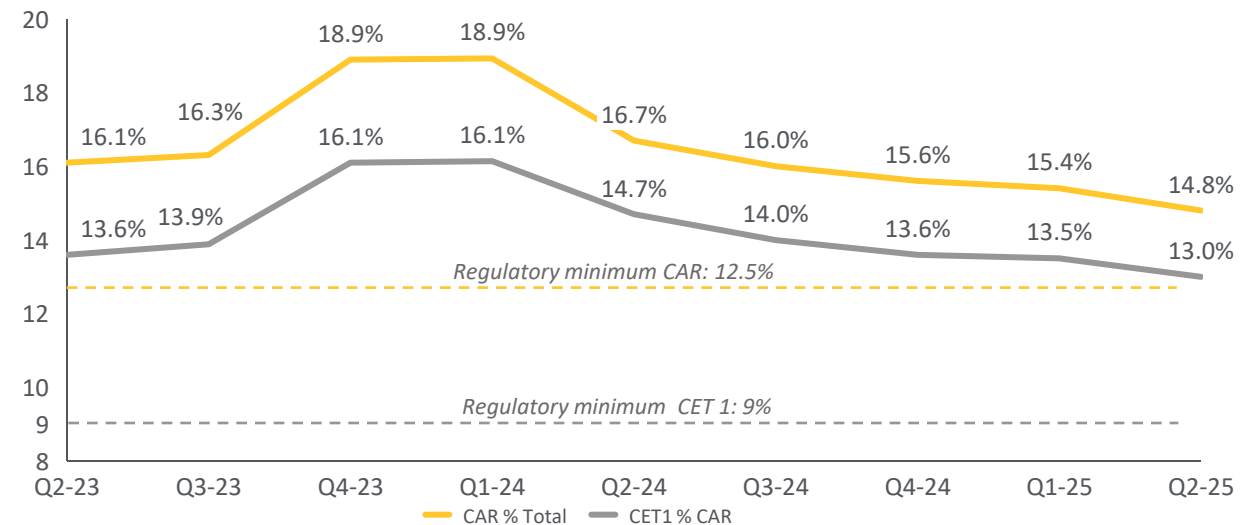
Risk weighted assets (USDbn)



Key highlights

- Capital adequacy ratio remains robust and well above regulatory thresholds, reflecting the Group's strong position for anticipated growth despite the regulatory challenges posed by the implementation of Basel IV and FRTB effective January 2023.
- The rise in RWAs is primarily to blue-chip companies and GREs.
- Capital ratios remain solid and in line with industry peers.
- Effective June 2024, the calculation of the Eligible Capital for Capital Adequacy has been updated in accordance with the Central Bank of Bahrain directives. This update changes the method of eligible capital from full aggregation to applying regulatory consolidation rules, particularly concerning minority interests held by third parties.

Capital Adequacy Ratio



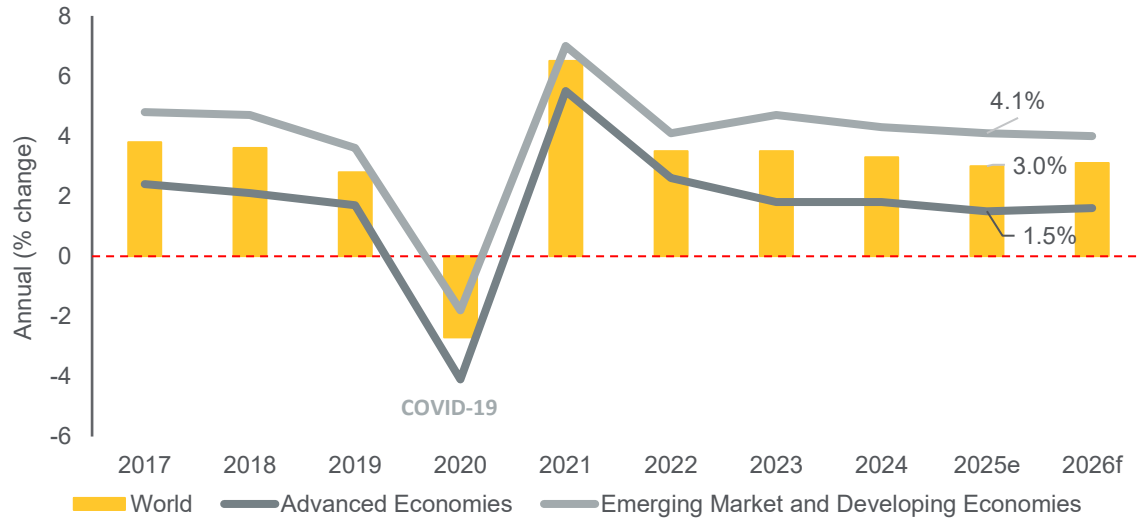


8. Appendix – Economic Landscape

Forecasted Growth Trajectory

Source: International Monetary Fund (IMF)

Global



GCC



World GDP (2025^e)

USA	26.9%
China	17.0%
Japan	4.2%
Germany	3.7%
India	3.7%
UK	3.4%
Rest of world	41.1%
World GDP : \$113.0 tn (2025^e)	

GCC GDP (2025^e)

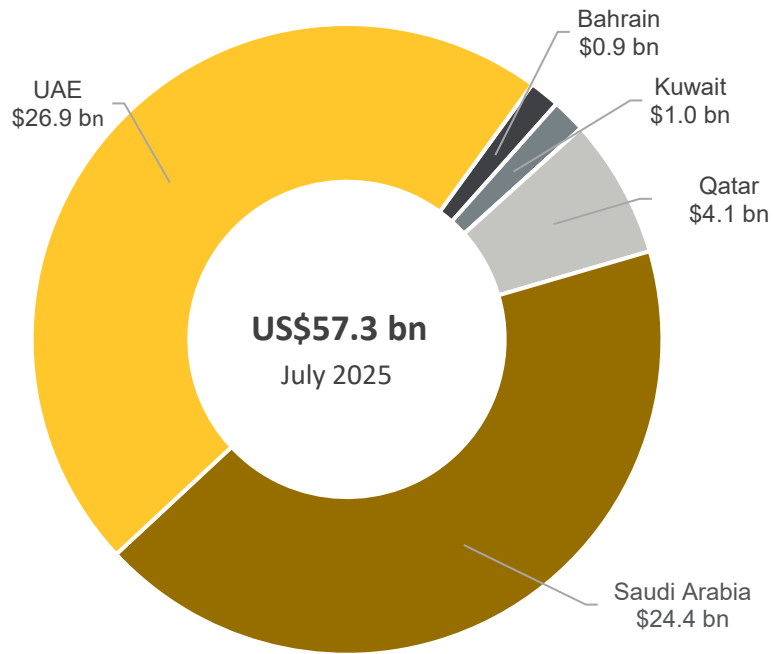
Saudi Arabia	50.2%
UAE	25.4%
Qatar	10.3%
Kuwait	7.1%
Oman	4.8%
Bahrain	2.2%
GCC GDP : \$2.2 tn (2025^e)	

GCC Sustainability Trends

Source: Institute of International Finance (IIF) & MEED



GCC GSSSB* Outstanding Bonds



*GSSSB: Green, Social, Sustainability & Sustainability-Linked Bonds



Renewable Energy Projects & Targets

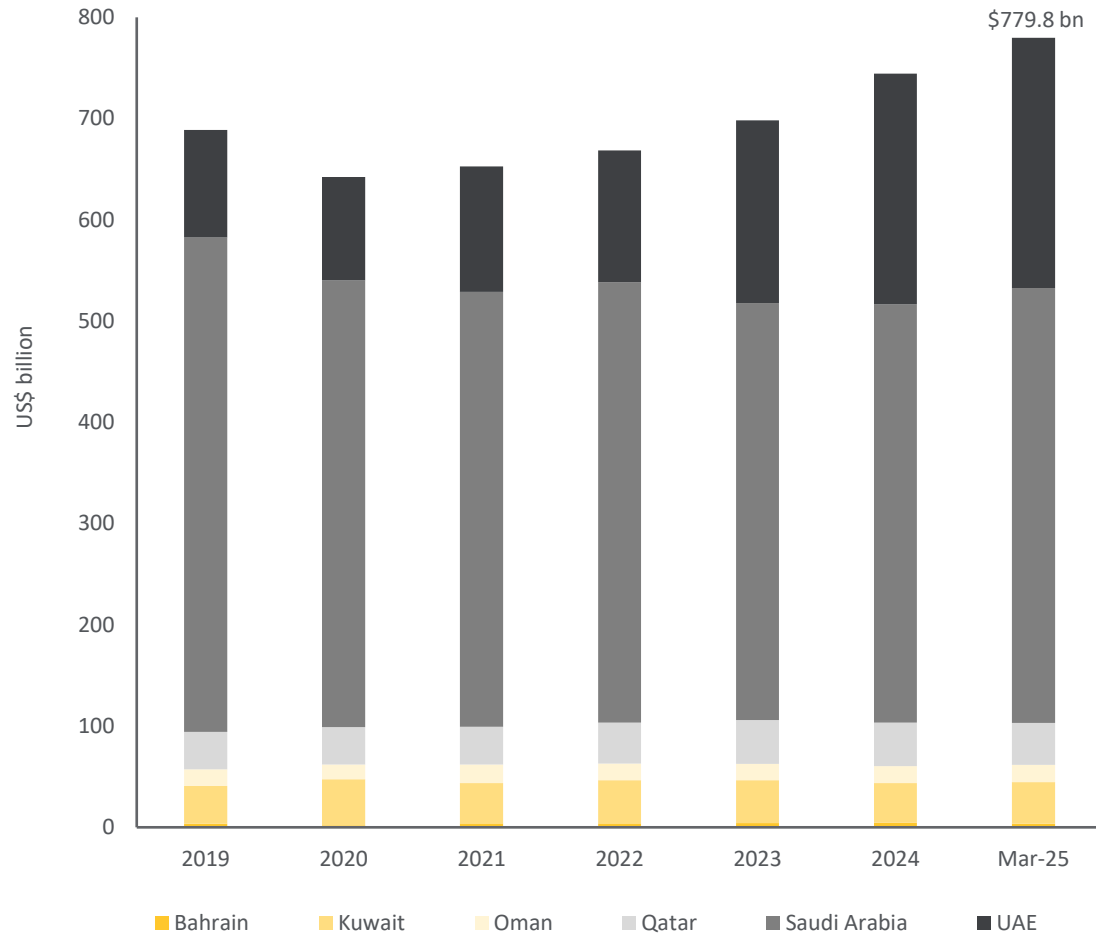
	Installed Renewables Capacity (MW)	Projects Under Execution (US\$ million)	Projects in Pre-Execution (US\$ million)	Target Energy Share by 2030
Bahrain	12	12	1,300	10%
Kuwait	106	N/A	6,530	15%
Oman	688	860	3,000	30%
Qatar	824	464	1,260	20%
Saudi Arabia	443	10,109	35,475	30%
UAE	3,058	7,802	18,160	44%

GCC Foreign Exchange Reserves & Foreign Direct Investments (FDI) Inflows

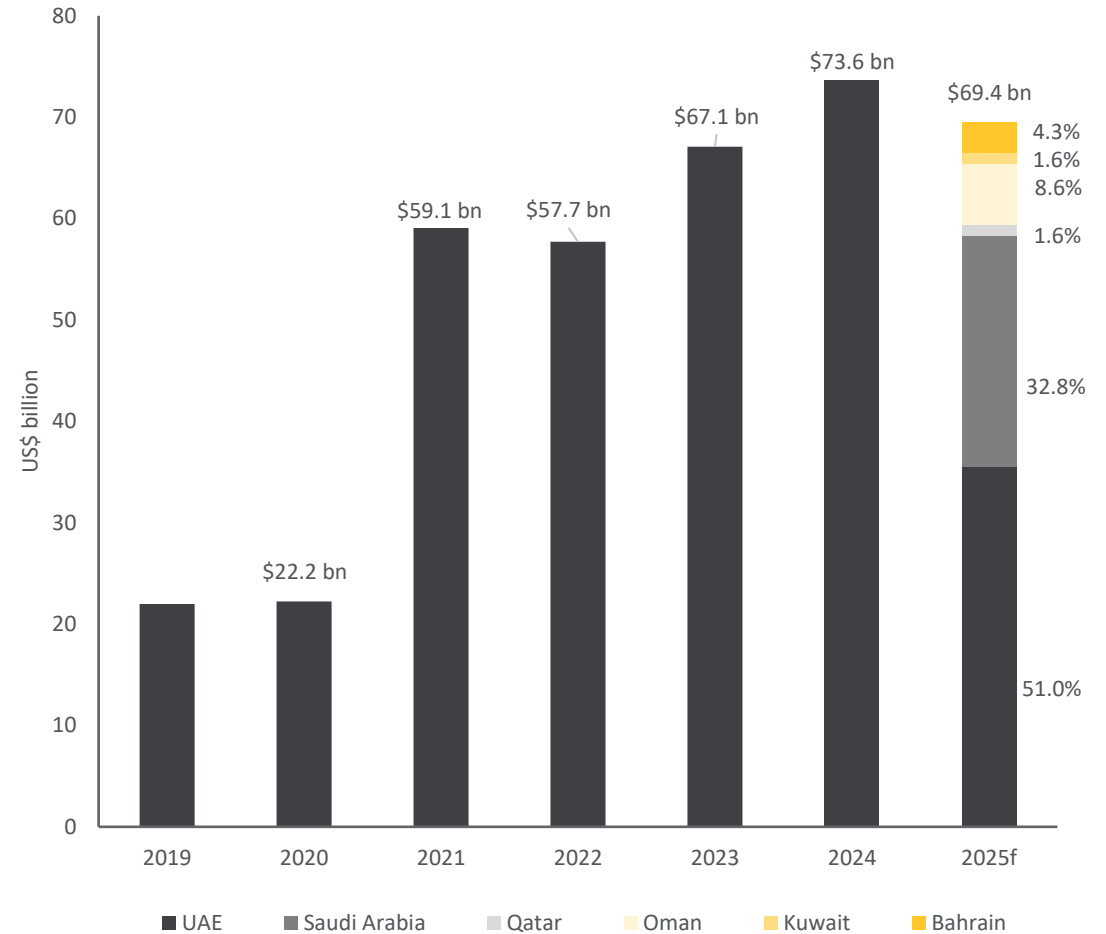
Source: United Nations Conference on Trade and Development (UNCTAD), Economist Intelligence Unit (EIU) & International Monetary Fund (IMF)



Foreign Exchange Reserves



Foreign Direct Inflows (FDI)

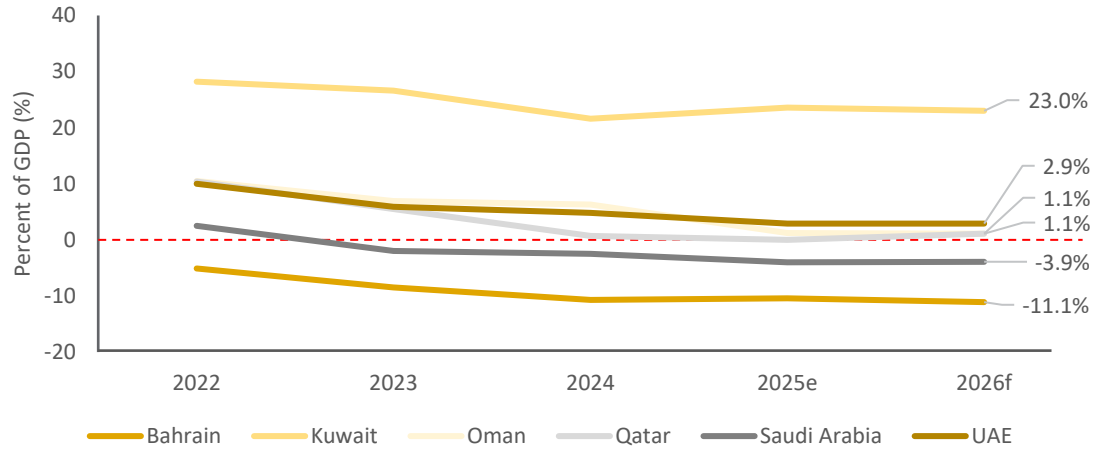


GCC Budgets, Trade & Borrowing

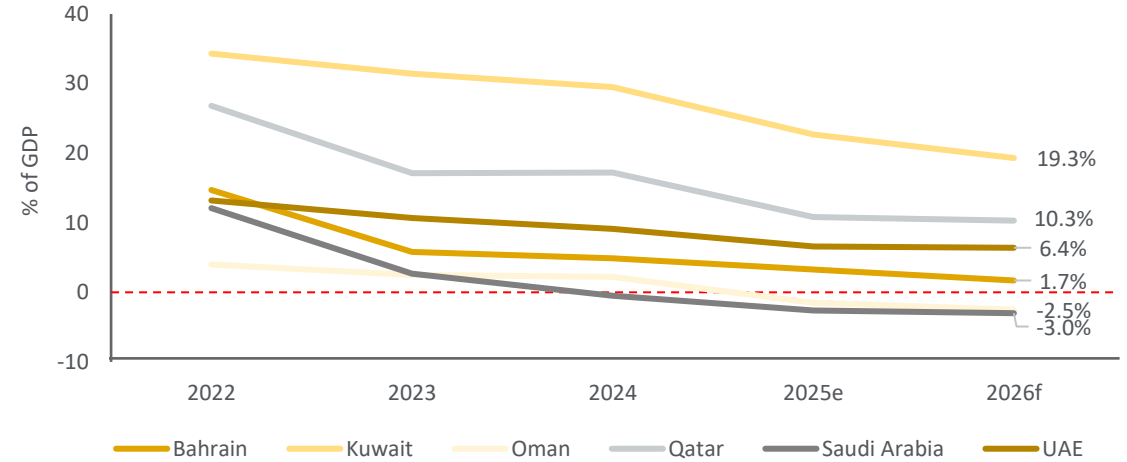
Source: International Monetary Fund (IMF) & Bloomberg



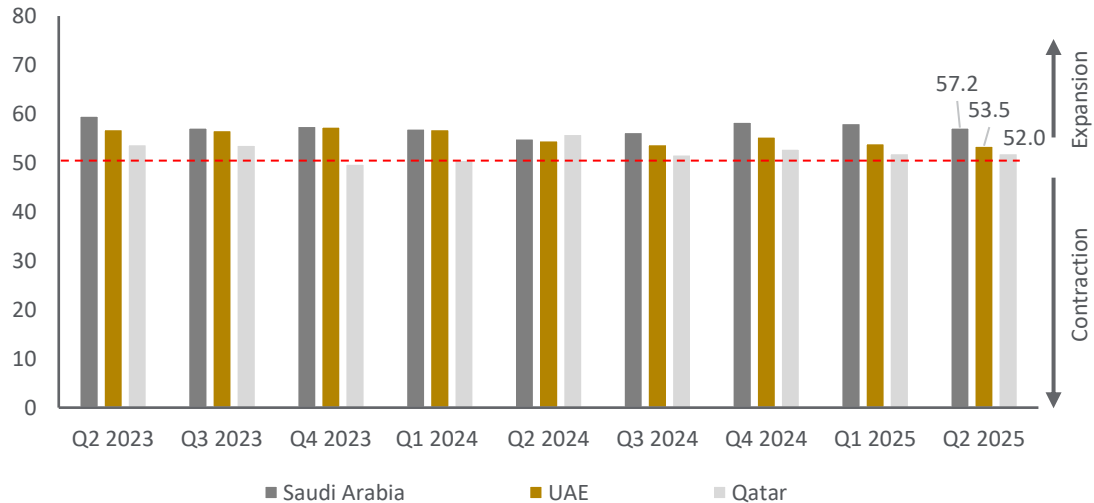
Fiscal Balance



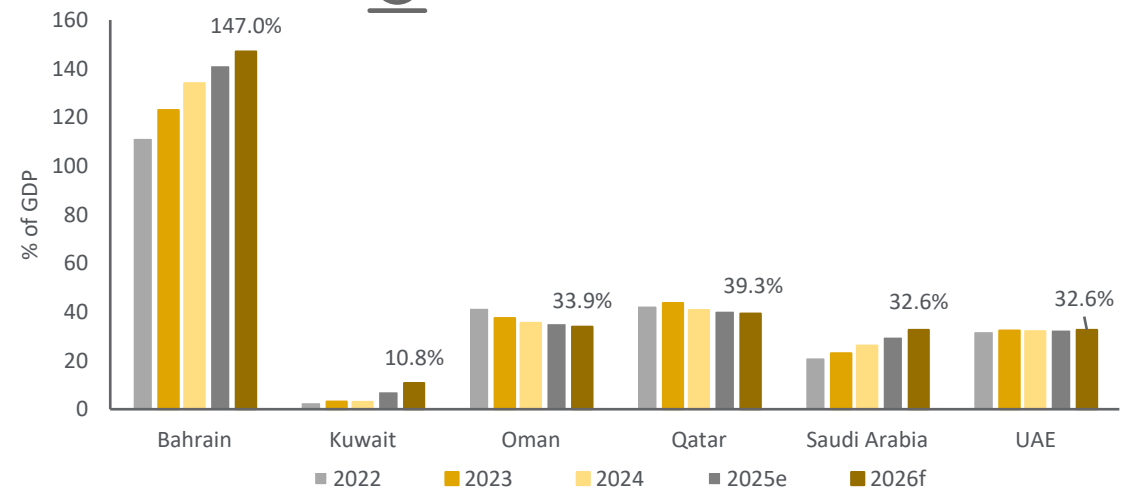
Current Account Balance



Purchasing Managers Index (PMI)

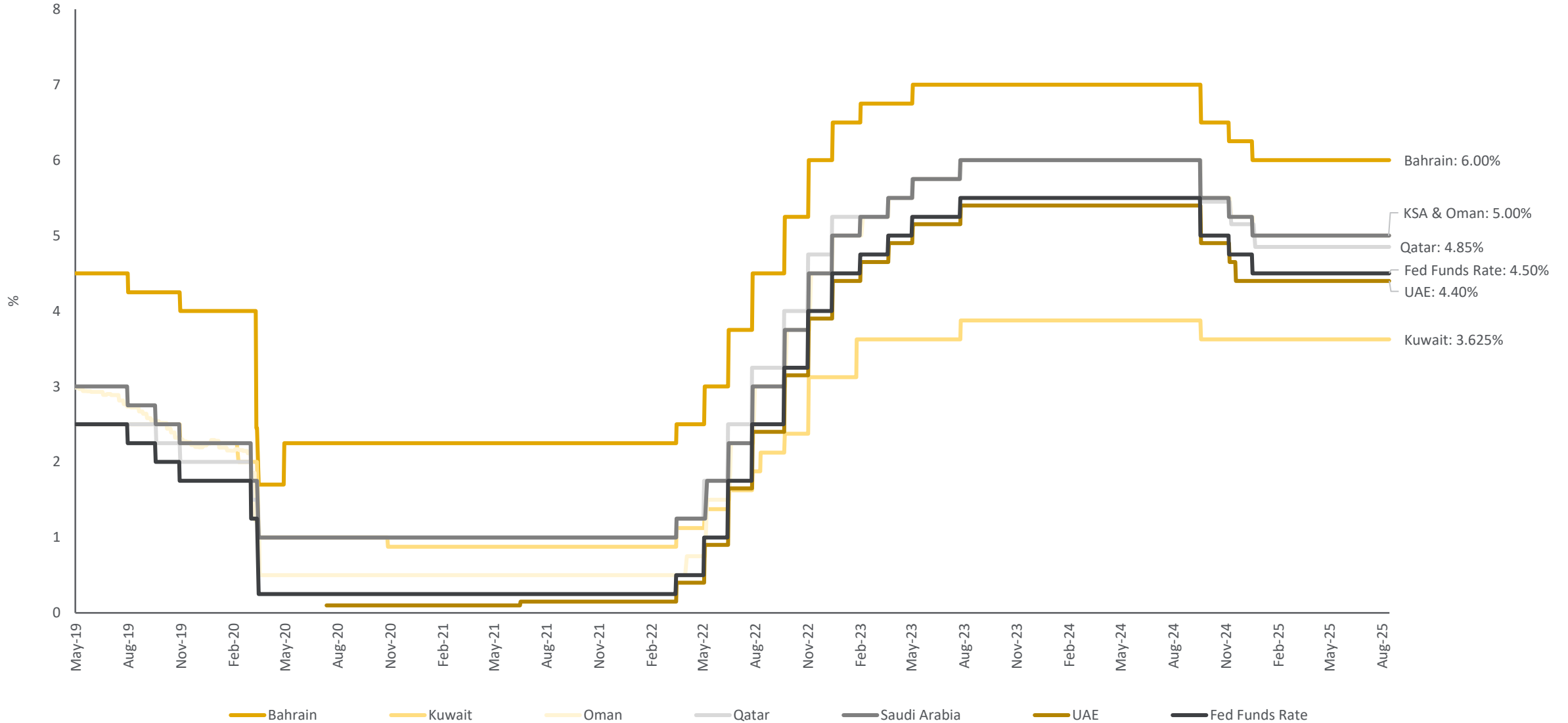


General Government Debt



GCC Policy Rates & Federal Funds Rate

Source: Bloomberg





Term	Description
BHD	Bahraini Dinar
bn	Billion
Bps	Basis Points
BSC	Bahrain Shareholding Company
CAGR	Compound Annual Growth Rate
CAR	Capital Adequacy Ratio
CASA	Current Accounts and Savings Accounts
CET1	Regulatory Capital Base
CIR	Cost-to-Income Ratio
DMTT	Domestic Minimum Top-up Tax
ECL	Expected Credit Loss
ESG	Environmental, social, and governance
FRTB	Fundamental review of the trading book
GCC	Gulf Cooperation Council
GDP	Gross Domestic Product
GIB	Gulf International Bank
GRE	Government-Related Entities
GSSSB	Green, Social, Sustainability & Sustainability-Linked Bonds
GTB	Global Transaction Banking
KSA	Kingdom of Saudi Arabia
m or mm	Million
MENA	Middle East and North Africa

Term	Description
MNC	Multi-National Corporation
MSME	Micro, Small and Medium Enterprise
NII	Net Interest Income
NPL	Non-Performing Loan
NY	New York
NZAM	Net Zero Asset Managers
PIF	Public Investment Fund
QTD	Quarter-to-date
Repo	Repurchase agreement
RoA	Return on Asset
RoAE	Return on Annualised Equity
ROE	Return on Equity
RWA	Risk weighted asset
SAMA	Saudi Arabian Monetary Authority
SAR	Saudi Arabian Riyal
SAU	Special Assets Unit
SOFR	Secured Overnight Financing Rate
tn	Trillion
UAE	United Arab Emirates
UK	United Kingdom
USD	United States Dollar
YTD	Year-to-date

THIS PRESENTATION, INCLUDING ANY INFORMATION CONTAINED HEREIN AND ANY INFORMATION, WHETHER OR NOT IN WRITING, SUPPLIED IN CONNECTION THEREWITH (THE "PRESENTATION") IS STRICTLY CONFIDENTIAL. THIS PRESENTATION IS FURNISHED TO YOU SOLELY FOR YOUR INFORMATION AND SHOULD NOT BE TREATED AS GIVING INVESTMENT ADVICE. THIS PRESENTATION, ANY RELATED MATERIALS AND THEIR CONTENTS ARE STRICTLY PRIVATE AND CONFIDENTIAL AND MAY NOT BE REPRODUCED, REDISTRIBUTED OR PASSED ON, DIRECTLY OR INDIRECTLY, TO ANY OTHER PERSON OR PUBLISHED, IN WHOLE OR IN PART, FOR ANY PURPOSE. THIS PRESENTATION IS NOT AN OFFER OR SOLICITATION OF AN OFFER TO BUY, SUBSCRIBE OR SELL SECURITIES IN ANY JURISDICTION. IT IS SOLELY FOR USE AT AN INVESTOR PRESENTATION AND IS PROVIDED FOR INFORMATION PURPOSES ONLY. THIS PRESENTATION DOES NOT CONTAIN ALL OF THE INFORMATION THAT IS MATERIAL TO AN INVESTOR. THE INFORMATION IS NOT FOR GENERAL PUBLICATION, RELEASE OR DISTRIBUTION IN THE UNITED STATES, THE UNITED KINGDOM, AUSTRALIA, CANADA OR JAPAN.

This Presentation has been prepared by Gulf International Bank B.S.C. ("GIB"). The information contained in this Presentation includes information obtained from the records of GIB and/or its subsidiaries (together, the "GIB Group") and publicly available sources and has not been independently verified by or on behalf of the GIB Group or any of its affiliates. The information contained in this Presentation does not constitute investment, legal, accounting, regulatory, taxation or other advice.

This Presentation and the information contained herein may not be disclosed, taken away, reproduced, redistributed, copied or passed on, directly or indirectly, to any other person (whether within or outside such person's organization or firm) or published or used in whole or in part, for any purpose. If this Presentation has been received in error, it must be returned immediately to GIB. Neither this Presentation nor the meeting at which it is presented (the "meeting") constitute a recommendation regarding any loans or securities of GIB.

The information contained in this Presentation and provided at the meeting should be considered in the context of the circumstances prevailing at the time and has not been, and will not be, updated to reflect material developments which may occur after the date of the meeting.

This Presentation contains forward-looking statements with respect to future results, performance and achievements that are subject to risk and uncertainties and reflect management's views and assumptions formed by available information. All statements other than statements of historical fact are statements that could be considered forward-looking statements. When used in this Presentation, words such as "may", "will", "should", "anticipate", "believe", "estimate", "expect", "intend", "project", "or" and similar expressions, as they relate to the GIB Group and the market in which it operates, are intended to identify forward-looking statements. Many factors could cause the actual results, performance or achievements of the GIB Group to be materially different from any future results, performance or achievements that may be expressed or implied by such forward-looking statements, including, among others, changes in general economic and business conditions, changes in currency exchange rates and interest rates, introduction of competing products by other companies, lack of acceptance of new products or services by the GIB Group's targeted customers, inability to meet efficiency and cost reduction objectives, changes in business strategy and various other factors. Should one or more of these risks or uncertainties materialize, or should underlying assumptions prove incorrect, actual results may vary materially from those described herein. GIB does not intend or assume any obligation to update these forward-looking statements.

This presentation, speaks as of the date hereof, does not purport to be comprehensive and have not been independently verified and no representation, warranty, or undertaking, express or implied, is made by GIB, any other member of the GIB Group nor any of their respective directors, officers, employees, affiliates or agents or any other person as to the truth, fullness, fairness, accuracy, completeness or correctness of the information (or whether any information has been omitted) or the opinions contained in this Presentation or provided at the meeting or in any question-and-answer session that follows the meeting. No reliance should be placed on the accuracy, completeness or fairness of such information or opinions for any purpose whatsoever, including but not limited to any investment considerations. To the fullest extent permitted by law, none of GIB, any other member of the GIB Group nor any of their respective directors, officers, employees, affiliates or agents or any other person shall have any responsibility or liability whatsoever (in negligence or otherwise) for any loss howsoever arising from any use of this Presentation or its contents, or for information or opinions or for any errors, omissions or misstatements contained herein, or from any use of any information provided at meeting or otherwise arising in connection with this Presentation or the meeting.