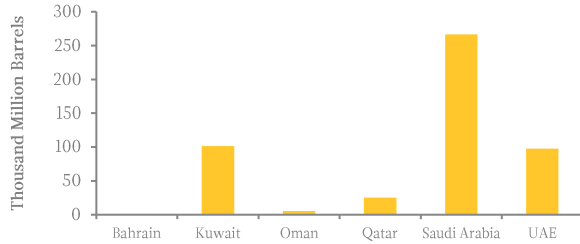


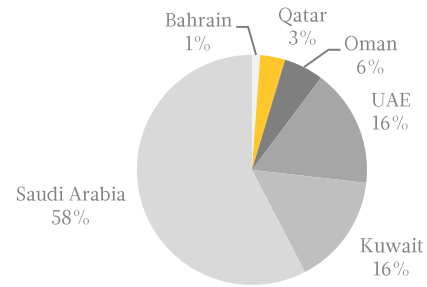
GCC FACTS AND FIGURE (2017e)

	Population (in Millions)	GDP Per Capita (US\$)
Bahrain	1.5	22,600
Kuwait	4.5	26,289
Oman	4.6	15,630
Qatar	2.6	63,962
Saudi Arabia	32.7	20,749
United Arab Emirates	9.4	40,287

OIL

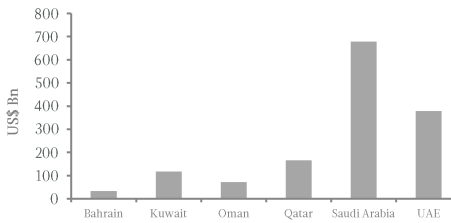


Oil Reserves (2016)

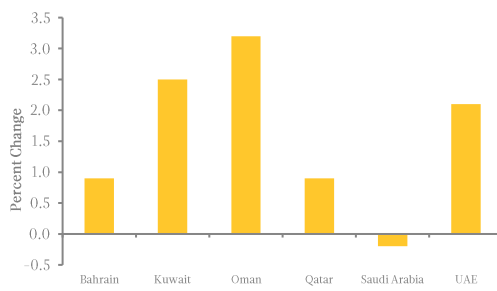


Total GCC Oil Production: 17.39 Million barrels per day

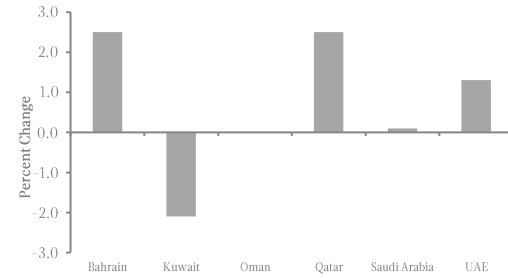
OUTPUT & PRICES



Nominal GDP

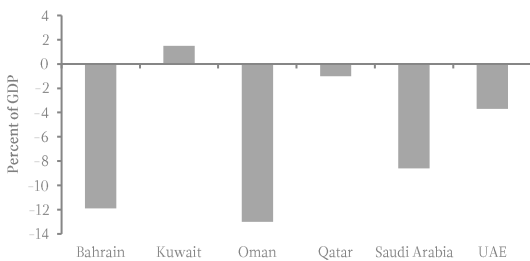


Consumer Price Inflation

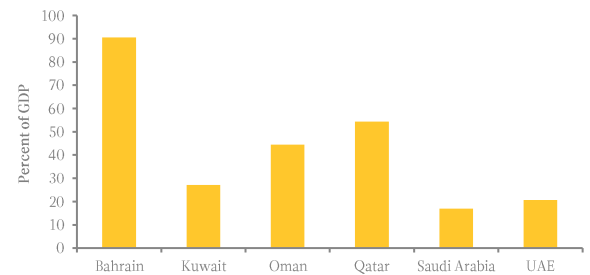


Real GDP Growth

PUBLIC FINANCE



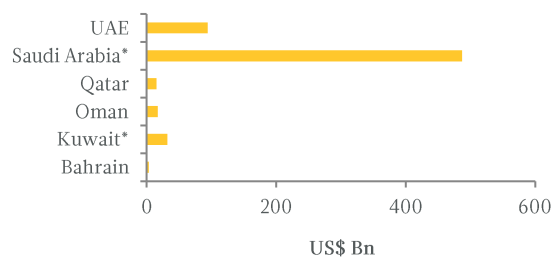
General Government Fiscal Balance (including grants)



Total Government Gross Debt

FOREIGN EXCHANGE RESERVES (excluding gold)

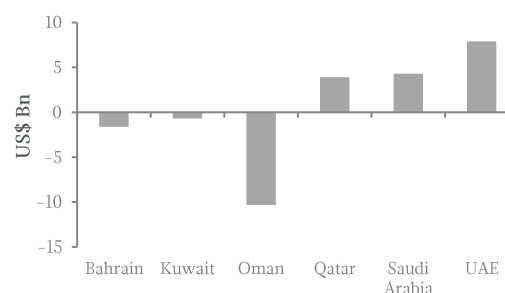
(September 2017 figures)



US\$ Bn

*August 2017

EXTERNAL SECTOR



e - estimates

Data Sources: International Monetary Fund & BP Statistical Review of World Energy